

**30th
ANNIVERSARY**

SUNDAY 7 OCTOBER 2007



SAMSUNG

**2007
melbourne
marathon**

Presented By

Herald Sun



RESULTS BOOKLET

SAMSUNG

**42.195KM
SAMSUNG
MELBOURNE MARATHON**

asics

**21.1KM
ASICS HALF
MARATHON**

**THE
COFFEE
CLUB**

**MELBOURNE
10KM**

active feet

**5.5KM
RUN/WALK**

Incorporating the Victorian Marathon Championship

www.melbournemarathon.com.au

IMG

sports · entertainment · media

Samsung would like to congratulate everyone in taking part in the 2007 Samsung Melbourne Marathon.



We look forward to seeing you in 2008!



The 2007 Samsung Melbourne Marathon event captivated the essence of community spirit and inspired both an extraordinary number of local and international runners as well as an exciting number of enthusiastic spectators. For the second year running Samsung was proud to be the official naming rights sponsor which saw this iconic marathon more than doubling in popularity growing from 7000 runners last year to an impressive 17,000 competitors this year. For 2007, a new course route was added that enabled all participants across each of the four race categories to cross the finish line on Melbourne's premier sporting ground – the MCG.

The Samsung Melbourne Marathon celebrated its 30th year in operation and to mark this historical milestone, Samsung invited employees and retail partners to put on their trainers and join Team Samsung for the run through Melbourne's city streets and bayside. Team Samsung attracted 92 enthusiastic participants with these people all given special access to the Team Samsung marquee for complimentary brunch, beverages, massages and the chance to win a host of fantastic Samsung prizes.

On behalf of all of us here at Samsung we would like to extend our sincerest thanks to all the organisers, volunteers, spectators and participants who came together on October 7 to help make the 2007 Samsung Melbourne Marathon a huge success. Congratulations to everyone who crossed the finish line inside the infamous MCG and special congratulations to the winners of each four event categories who shared in a pool of Samsung prizes including Camcorders, BlackJack mobile phones, K3 MP3 players and even Samsung LCD TVs.

With a long standing association with Australian sports, Samsung Australia is proud to continue the sponsorship of the Melbourne Marathon and look forward to seeing everyone again next year.

Mr KY Kevin Choi

Managing Director –
Samsung Electronics Australia

Congratulations to all participants in the 2007 Samsung Melbourne Marathon.

The event was a great success, with a record 16,000 competitors participating in 4 events. It was fantastic to see so many people taking up the challenge, and completing a victory lap of the 'G' to the cheers of family and friends.

For thirty years, Melburnians have hit the city streets for our toughest test of endurance. Every year the course has improved, creating one of the world's great running races. The Samsung Melbourne Marathon is now on the world marathon map.

The City of Melbourne is proud to support an event that promotes a healthy and active lifestyle. The marathon is a great opportunity to take in the city's tree-lined boulevards, river views and beautiful gardens.

Thanks for being part of the action. We hope to see you back on the track in 2008!

Lord Mayor John So

City of Melbourne

Special thanks to all competitors, sponsors, community service groups, Athletics Clubs, CPEC, individual volunteers, and IMG staff who all contributed in presenting a sensational event for the 2007 Samsung Melbourne Marathon.

We exceeded all expectations with over 16,000 competitors across the four events, proving once again Melbournians will support great sporting events in this City. The positive atmosphere created by the competitors and their supportive family and friends makes all the hard work for competitors and everyone involved totally worthwhile. It is certainly one of the most inspiring events to be part of, with so many stories of people just getting to the start line let alone the finish line.


Congratulations to all our winners of each event, in particular to our Samsung Melbourne Marathon winners Hanny Allston and Rowan Walker. All competitors are winners and we hope you wear your medal with pride and enjoyed the experience of being part of such an iconic Melbourne event.

We look forward to seeing you all again next year as we move into the 31st year and the next phase of the Melbourne Marathon. We will keep you informed of the developments, course confirmation and dates as they progress.

Yours Sincerely

Dallas O'Brien

Event Director – IMG






On 5 November 1978 almost 2,000 runners finished the first ever Melbourne Marathon. Since then, at least 1,000 runners have completed the race every year. In it's 30th year, the Melbourne Marathon is moved its home to the MCG and this year the 75,000th finisher crossed the finish line in the history of the Melbourne Marathon.

Famous race winners include:

- **Andrew Lloyd** with a hat trick of victories between 1979 and 1981;
- **Magnus Michelsson**, with the fastest winning time by an Australian (2 hours 14 minutes in 2003) and a second win in 2004;
- **Juma Ikangaa**, the legendary Tanzanian runner who won the race in 1983 and 1984;
- US runner, **Bill Rodgers**, who recorded the fastest time ever with 2 hours 11 minutes 8 seconds in 1982;
- **Sherryn Rhodes** who was first woman home three times: in 1998, 2002 and 2005;
- Two-time winners, **Jackie Turney** (1981 and 1987) and **Margaret Reddan** (1984 and 1985);
- Czechoslovakia's **Alena Peterkova** with the race's fastest woman in 2 hours 33 minutes 2 seconds in 1992;
- **Susan Hobson** the fastest Australian woman in the race's history with her winning time of 2 hours 33 minutes 27 seconds in 1999; and
- Many well-credentialed wheelchair athletes such as Spartan, **Ian Gaaney**.

The Spartans Club

The Spartans Club was formed in 1987 to recognise those marathon runners who had completed 10 Melbourne Marathons. There are now over 1,000 runners from Australia and other countries who are members of this illustrious club. More than 100 have completed 20 marathons. In 2007, 13 Spartans, 12 men and one woman, completed their thirtieth consecutive Melbourne Marathon.




Spartan Jack Gubbins savouring the moment after finishing this year's Samsung Melbourne Marathon



2007 Samsung Melbourne Marathon Legend Finish Times




John Dobson	3.51.57
Wayne Thompson	3.57.03
Bruce Hargreaves	3.57.38
John Dean	4.06.32
Manny Karageorgiou	4.11.28
Frank Biviano	4.13.35
Neville Gardner	4.35.04
Roger Weinstein	4.26.18
Peter Ryan	5.05.22
David Foskey	5.06.53
Peter Battrick	6.38.59
Shirley Young	6.39.01
Jack Gubbins	6.45.24




Male Past Winners			
1978	Bill Scott	Australia	2:21:04
1979	Andrew Lloyd	Australia	2:26:44
1980	Andrew Lloyd	Australia	2:17:37
1981	Andrew Lloyd	Australia	2:19:03
1982	Bill Rodgers	USA	2:11:08
1983	Juma Ikangaa	Tanzania	2:13:15
1984	Juma Ikangaa	Tanzania	2:15:31
1985	Fred VanDerVennet	Belgium	2:12:35
1986	Richard Umberg	Switzerland	2:17:21
1987	Ric Sayre	USA	2:14:16
1988	Tommy Hughes	Ireland	2:18:14
1989	Takeshi So	Japan	2:18:13
1990	Russell Foley	Australia	2:20:35
1991	Victor Muzgovoi	Russia	2:17:02
1992	Slawomir Gurney	Poland	2:16:04
1993	Jerry Modiga	South Africa	2:15:07
1994	Manabu Kawagoe	Japan	2:19:02
1995	Osamu Monoe	Japan	2:17:19
1996	Zerhun Gizaw	Ethiopia	2:22:40
1997	Grey Lyons	Australia	2:15:49
1998	Daniel Radebe	South Africa	2:12:48
1999	Michael McIntyre	Australia	2:25:04
2000	Jamie Harrison	Australia	2:25:53
2001	Todd Ingraham	Australia	2:23:58
2002	Phillip Sly	Australia	2:22:28
2003	Magnus Michelsson	Australia	2:14:00
2004	Magnus Michelsson	Australia	2:26:51
2005	Nick Harrison	Australia	2:23:30
2006	Suzuki Kazunari	Japan	2:23:43

Female Past Winners			
1978	Elizabeth Hasell	Australia	2:53:38
1979	Jane Kurchins	Australia	3:12:35
1980	Rosemary Longstaff	Australia	2:46:15
1981	Jackie Turney	Australia	2:42:12
1982	Sue King	USA	2:37:57
1983	Rhonda Mallinder	Australia	2:37:56
1984	Margaret Redan	Australia	2:43:40
1985	Margaret Redan	Australia	2:44:56
1986	Tani Ruckle	Australia	2:36:06
1987	Jackie Turney	Australia	2:44:18
1988	Coral Farr	Australia	2:47:38
1989	Colleen Stephens	Australia	2:49:18
1990	Alevtina Chasova	Russia	2:39:00
1991	Irina Petrova	Russia	2:39:57
1992	Alene Peterkova	Czech	2:33:02
1993	Dominique Rembert	France	2:44:22
1994	Winnie Ng	Hong Kong	2:47:37
1995	Lyn Clayton	Australia	2:38:50
1996	Sylvia Rose	Australia	2:41:53
1997	Tracey Newton	Australia	2:48:32
1998	Sherryn Rhodes	Australia	2:37:56
1999	Susan Hobson	Australia	2:33:27
2000	Nellie Marmy-Conus	Australia	2:49:22
2001	Samantha Hughes	Australia	2:39:44
2002	Sherryn Rhodes	Australia	2:47:08
2003	Loretta McGrath	Australia	2:49:01
2004	Billinda Schipp	Australia	2:54:01
2005	Sherryn Rhodes	Australia	2:50:35
2006	Karen Natoli	Australia	2:53:06










Pos	Race No	First Name	Last Name	Gun Time	Net Time
597	949	Amanda	FISHER	5:21:40	5:18:41
598	SF0050	Debbie	LEWIS	5:22:16	5:20:35
599	1488	Jillian	MARTINO	5:22:17	5:20:32
600	2867	Margot	DARCY	5:24:30	5:20:32
601	2009	Rychelle	VOLL	5:25:01	5:23:38
602	1854	Bronwyn	HUTCHINSON	5:25:08	5:17:50
603	2954	Simone	MANNE	5:30:47	5:23:20
604	1685	Natalie	FRANKA	5:31:53	5:26:49
605	3034	Jenni	BRACKEN	5:34:49	5:31:31
606	1255	Anna	BENBOW	5:36:43	5:31:14
607	SF0031	Shayne	DEAN	5:44:00	5:37:10
608	SF0006	Judy	WINES	5:49:28	5:46:04
609	588	Jenelle	HARTMAN	5:54:52	5:53:16
610	395	Jessica	LEE	5:56:45	5:55:28
611	1434	Norma	WALLET	5:59:17	5:58:00
612	756	Denise	JORDAN	6:39:08	6:33:44
613	SF0002	Shirley	YOUNG	6:39:08	6:39:01



Wheelchair Results

Pos	Race No	First Name	Last Name	Time
1	2718	Richard	COLMAN	1:44:40
2	1087	Brett	McARTHUR	1:44:41
3	1724	Ian	ROHDE	2:08:24



Age Category Results

Marathon

Overall Age Category						
Age	Pos	Gender	First Name	Last Name	Gun Time	Net Time
35-39	1	Male	Rowan	WALKER	2:19:16	2:19:14
30-34	2	Male	Josphat Gatiya	MWANGI	2:20:55	2:20:53
30-34	3	Male	Trent	HARLOW	2:21:58	2:21:56

Male					
Age	Pos	First Name	Last Name	Gun Time	Net Time
18-19	1	Ryan	CHRISTIAN	2:58:24	2:58:14
	2	George	MASON	3:13:12	3:10:16
	3	Glenn	MEMBREY	3:21:31	3:19:05

20-24	1	Paul	KUBIK	3:05:15	3:04:52
	2	Daniel	SMITH	3:07:39	3:07:11
	3	Josh	FAHY	3:08:19	3:07:09

25-29	1	Scott	RANTALL	2:26:18	2:26:17
	2	Anthony	HABER	2:27:46	2:27:44
	3	Tim	COCHRANE	2:32:32	2:32:27

30-34	1	Josphat Gatiya	MWANGI	2:20:55	2:20:53
	2	Trent	HARLOW	2:21:58	2:21:56
	3	Kazunari	SUZUKI	2:26:38	2:26:36

35-39	1	Rowan	WALKER	2:19:16	2:19:14
	2	Antony	RICKARDS	2:23:46	2:23:44
	3	David	EADIE	2:31:13	2:31:10

40-44	1	Philip	GREEN	2:33:49	2:33:45
	2	Steve	POLITI	2:36:28	2:36:24
	3	Brendon	SEIPOLT	2:37:39	2:37:36

45-49	1	Michael	PALMER	2:40:26	2:38:33
	2	Michael	McINTYRE	2:42:45	2:42:42
	3	Peter	ROBSON	2:54:29	2:53:05

50-54	1	Peter	GAFFNEY	2:37:25	2:37:22
	2	Carlos	FLORES	3:07:58	3:07:29
	3	Peter	HYLAND	3:09:20	3:08:57

55-59	1	Robin	BROBERG	3:07:32	3:07:03
	2	Graeme	SANDERSON	3:07:40	3:07:19
	3	Maurie	LAZARUS	3:08:38	3:08:38

60-64	1	Grayson	SUMMERS	3:28:02	3:26:48
	2	Erkki	RYHANEN	3:28:45	3:28:32
	3	Hugh	CREAMER	3:29:33	3:29:20

65-69	1	Stan	BELCHER	3:49:55	3:49:44
	2	Brian	RACINE	3:53:47	3:47:57
	3	Chas	HARCOAN	3:59:05	3:58:51

70-74	1	Alec	DAY	3:53:57	3:53:25
	2	Mercier	HENRI	4:27:59	4:27:29
	3	John	NIELSEN	4:38:23	4:34:11

75+	1	Antony	MARTIN	5:08:31	5:06:58
	2	Jack	GUBBINS	6:45:33	6:45:24

Female					
Age	Pos	First Name	Last Name	Gun Time	Net Time
18-19	1	Sarah	GRAHAME	3:15:48	3:15:45
	2	Pixie	INGRAM	3:45:18	3:40:40

20-24	1	Hanny	ALLSTON	2:40:34	2:40:32
	2	Stephanie	GASKELL	2:56:50	2:56:46
	3	Sarah	BUTT	3:13:49	3:13:41

25-29	1	Karen	NATOLI	2:45:15	2:45:15
	2	Nicole	BUTTERFIELD	3:27:29	3:25:31
	3	Lauren	CORIDAS	3:29:01	3:26:35

30-34	1	Helen	STANTON	2:41:51	2:41:51
	2	Billinda	SCHIPP	2:42:22	2:42:18
	3	Natasha	KEIM	3:13:20	3:13:08

35-39	1	Angela	BATEUP	2:46:40	2:46:40
	2	Lisa	DICK	2:50:04	2:50:01
	3	Susan	MICHELSSON	2:53:27	2:53:24

40-44	1	Verity	TOLHURST	2:54:49	2:54:49
	2	Leisa	SMITH	2:58:24	2:58:24
	3	Suzanne	GEARD	3:08:41	3:08:35

45-49	1	Colleen	BEVEN	3:14:35	3:14:01
	2	Jenny	BUCHANAN	3:16:10	3:15:37
	3	Tracy	JEFFERIES	3:23:03	3:22:33

50-54	1	Agni	ZIOGOS	3:12:15	3:12:10
	2	Antonella	DELVES	3:24:54	3:24:20
	3	Lorraine	DEVONPORT	3:26:02	3:25:39

55-59	1	Colleen	STEPHENS	3:29:47	3:29:37
	2	Wanda	KELLY	3:57:48	3:52:22
	3	Karen	KOPPENOL	4:08:08	4:07:12

60-64	1	Shayne	DEAN	5:44:00	5:37:10

65-69	1	Melody-Anne	SCHULTZ	3:38:38	3:38:06
	2	Colleen	BOSTON	4:38:15	4:36:46
	3	Judy	WINES	5:49:28	5:46:04

70-74	1	Reiko	TAGUCHI	4:50:54	4:50:39

75+	1	Norma	WALLETT	5:59:17	5:58:00
	2	Shirley	YOUNG	6:39:08	6:39:01

Half Marathon

Overall Age Category						
Age	Pos	Gender	First Name	Last Name	Gun Time	Net Time
30-34	1	Male	Brett	CARTWRIGHT	1:03:02	1:03:01
25-29	2	Male	Martin	DENT	1:03:44	1:03:43
25-29	3	Male	Yoshihito	SATO	1:04:22	1:04:21

Male					
Age	Pos	First Name	Last Name	Gun Time	Net Time
16-17	1	Simon	LEE	1:29:21	1:25:55
	2	Aaron	HOWE	1:33:08	1:32:15
	3	Jake	MacAULAY	1:35:58	1:31:40

18-19	1	Joshua	DE STEFANIS	1:20:16	1:19:43
	2	Sean	DAVIES	1:23:59	1:23:45
	3	Daniel	SINCLAIR	1:27:09	1:26:17

20-24	1	Adrian	McGREGOR	1:09:51	1:09:48
	2	Brian	LYONS	1:13:08	1:13:05
	3	Benoit	CHARLES-MANGEON	1:16:47	1:16:45

25-29	1	Martin	DENT	1:03:44	1:03:43
	2	Yoshihito	SATO	1:04:22	1:04:21
	3	Gemechu	WOYECHA	1:05:32	1:05:31

30-34	1	Brett	CARTWRIGHT	1:03:02	1:03:01
	2	Erwin	McRAE	1:05:54	1:05:53
	3	Philo	SAUNDERS	1:07:23	1:07:22

35-39	1	Darren	HARDSTAFF	1:17:52	1:17:52
	2	Christopher	GALE	1:18:31	1:18:19
	3	Ian	JONES	1:20:10	1:20:02

40-44	1	James	ATKINSON	1:10:46	1:10:44
	2	Shane	FIELDING	1:17:58	1:17:54
	3	Mark	WILGAR	1:20:01	1:19:58

45-49	1	Robert	NEYLON	1:17:15	1:17:13
	2	Mark	WILLETTS	1:18:00	1:17:56
	3	Andrew	BURNS	1:19:14	1:19:06

50-54	1	Rob	KING	1:17:51	1:17:47
	2	Michael	TAGELL	1:21:28	1:20:55
	3	Tim	McDONALD	1:23:45	1:23:25

55-59	1	John	DUCK	1:20:30	1:20:29
	2	Wayne	HOGAN	1:35:09	1:34:46
	3	Greg	McBAIN	1:36:04	1:35:28

60-64	1	John	OGILVIE	1:21:59	1:18:25
	2	Gary	CROUCH	1:33:04	1:32:35
	3	Michael	CROWE	1:35:32	1:35:10

65-69	1	Edward	PAULIN	1:30:53	1:30:46
	2	Tim	DENT	1:47:11	1:46:48
	3	Neil	ANDREWS	1:51:45	1:50:52

70-74	1	Tony	BERRY	1:35:04	1:34:33
	2	Reginald	HOGAN	1:40:13	1:39:57
	3	David	FINESTONE	1:52:32	1:51:37

75+	1	Bill	PAGE	2:13:21	2:12:49
	2	Roy	BARRETT	2:39:29	2:35:06

Female					
Age	Pos	First Name	Last Name	Gun Time	Net Time
16-17	1	Lauren	ISLES	1:30:11	1:30:04
	2	Ashleigh	WARD	1:47:09	1:39:54
	3	Julia	NETTLE	1:50:20	1:48:48

18-19	1	Blair	MARLEY	1:51:15	1:50:12
	2	Kristen	BERBERICH	2:02:45	1:57:45
	3	Alexandra	MAWSON	2:07:41	2:02:23

20-24	1	Hisako	KOGURO	1:15:11	1:15:09
	2	Lisa	BIFFIN	1:25:10	1:24:46
	3	Sophie	RYAN	1:27:56	1:27:51

25-29	1	Anita	KEEM	1:21:37	1:21:32
	2	Kelly	VENNUS	1:22:10	1:21:56
	3	Fiona	TURNER	1:27:49	1:27:18

30-34	1	Lauren	SHELLEY	1:14:57	1:14:54
	2	Susan	POWER	1:18:14	1:18:11
	3	Nadelle	LEGGE	1:19:52	1:19:50

35-39	1	Bev	THOMAS	1:21:34	1:21:31
	2	Josephine	WARDEN	1:24:00	1:23:52
	3	Sharon	KIRKMAN	1:29:11	1:28:56

40-44	1	Nelly	MARMY CONUS	1:25:21	1:25:16
	2	Bernadette	CHANI	1:32:41	1:32:05
	3	Carol	SYER	1:32:44	1:32:11

45-49	1	Bernadette	WYER	1:29:14	1:29:14
	2	Catherine	McDONALD	1:36:49	1:36:23
	3	Barbara'anne	O'BYRNE	1:40:16	1:39:44

50-54	1	Jennifer	SARGEANT	1:35:50	1:35:25
	2	Jenny	ALEXANDER	1:36:08	1:35:39
	3	Pamela	GINNANE	1:36:55	1:35:51

55-59	1	Lorraine	SPANTON	1:47:33	1:46:31
	2	Janie	FORSTERLING	1:49:05	1:47:23
	3	Jeanette	AUSTIN	1:49:07	1:48:06

60-64	1	Nancy	CHORLEY	1:44:58	1:44:32
	2	Margaret	COURTNEY	2:06:33	2:01:45
	3	Rhea	MARTIN	2:07:39	2:06:17

65-69	1	Jacqueline	CALANDRA	2:10:17	2:08:54
	2	Patricia	SHELPER	2:15:07	2:14:40
	3	Janet	MILL	2:18:43	2:17:56

70-74	1	Carol	LUDINGTON	3:14:48	3:08:00

75+	1	Dot	RAINBIRD	2:52:59	2:51:47

5.5km

Male - Non Competitive event				
Pos	First Name	Last Name	Gun Time	Net Time
1	Andrew	STEEL	0:18:38	0:18:38
2	Lienhard	HERSEL	0:18:53	0:18:53
3	Justin	MURPHY	0:18:57	0:18:57

Female - Non Competitive event				
Pos	First Name	Last Name	Gun Time	Net Time
1	Sarah	KLEIN	0:21:16	0:21:16
2	Camilla	WHISHAW	0:21:49	0:21:49
3	Lesley	HAIG	0:22:58	0:22:58

Overall Entrants

Event	Males	Females	Overall
Marathon	2253	664	2917
Half Marathon	3048	2221	5269
10km	2251	2372	4623
5km	1228	2278	3506
Wheelchair	5	0	5
TOTAL	8785	7535	16320

Entrants by State (Aus)


Country	No of Entrants
Victoria	15080
New South Wales	430
Queensland	238
South Australia	133
Western Australia	84
Tasmania	80
Australian Capital Territory	76
Northern Territory	13
TOTAL	16134

Entrants by Country

Country	No of Entrants
Australia	16134
New Zealand	71
United States	23
United Kingdom	19
Japan	17
Singapore	15
Hong Kong	9
Germany	7
Netherlands	6
France	4
Indonesia	4
Kenya	4
Morocco	4
Austria	3
Canada	3
Malaysia	3
South Africa	3
Ireland	2
Thailand	2
China	1
Denmark	1
India	1
New Caledonia	1
Papua New Guinea	1
Romania	1
Russia	1
Spain	1
Sri Lanka	1
Switzerland	1
Vietnam	1
TOTAL	16344

Oldest Competitor

Name	Age	Race No	Event
Ronald DALY	82	13622	10km



Marathon

Pos	Team Name	Time
Corporate Male (including mixed)		
1	GEELONG GRAMMAR	8:36:35
2	CAULFIELD GRAMMAR	8:55:30
3	TEAM SAMSUNG	9:21:36

Pos	Team Name	Time
Social Male (including mixed)		
1	MELBOURNE MIDDAY MILERS	8:19:40
2	TEAM SPARTAN	9:28:54
3	BALLARAT TANN CLANN	9:34:46

Pos	Team Name	Time
Social Female		
1	KNOX ROADRUNNERS 2	10:02:12
2	WILD WOMEN DO	11:15:19
3	THE CHURCHILL CHICKS - NO ACHE NO RUN	12:02:32

Pos	Team Name	Time
Athletics Club Male		
1	HAILEYBURY ATHLETICS CLUB	8:16:06
2	KEILOR ST BERNARDS ATHLETIC CLUB	8:16:45
3	CARRINGBUSH MASTERS 42 2	11:05:45



Half Marathon

Pos	Team Name	Time
Corporate Male (including mixed)		
1	MELBOURNE MIDDAY MILERS HALF	3:39:11
2	GHD USUAL SUSPECTS	3:50:10
3	TEAM MONASH	4:19:27

Pos	Team Name	Time
Corporate Female		
1	TEAM SPICE MICE	5:00:37
2	TEAM SMP	6:26:39

Pos	Team Name	Time
Social Male (including mixed)		
1	JMB FOUNDATION HALF MARATHON	4:14:39
2	CERBERUS RUNNING CLUB	4:38:29
3	HOBSONS BAY RUNNING CLUB	4:38:54

Pos	Team Name	Time
Social Female		
1	KNOX ROADRUNNERS 6	5:30:12
2	RIVER FITNESS STUDIO	6:23:57

Pos	Team Name	Time
Athletics Club Male		
1	CARRINGBUSH MASTERS 21 1	4:52:22
2	SYDNEY STRIDERS	5:38:09
3	HORSHAM RUNNING CLUB	5:47:04

Pos	Team Name	Time
Athletics Club Female		
1	SANDY BAY STARLETS	4:51:55
2	RICHMOND HARRIERS	4:55:03

10km

Pos	Team Name	Time
Corporate Male (including mixed)		
1	TEAM MONASH	1:57:30
2	AUSTRALIA POST	2:01:45
3	ROBMATTBREN	2:05:45

Pos	Team Name	Time
Corporate Female		
1	AGR	2:35:34

Pos	Team Name	Time
Social Male (including mixed)		
1	Team DFSS	1:57:53
2	JMB FOUNDATION 10KM RUN	2:01:42
3	EDS	2:18:06

Pos	Team Name	Time
Social Female		
1	SHEPP HIGH SISTERS	2:33:05
2	THE HOPEFULS	2:46:16
3	BLACK ROCKERS	2:49:02

Pos	Team Name	Time
Athletics Club Male		
1	HAILEYBURY ATHLETICS CLUB	2:06:44

Largest Teams

Pos	Team Name	Members
1	JMB FOUNDATION	415
2	MONASH	317
3	GOODLIFE HEALTH CLUBS	81