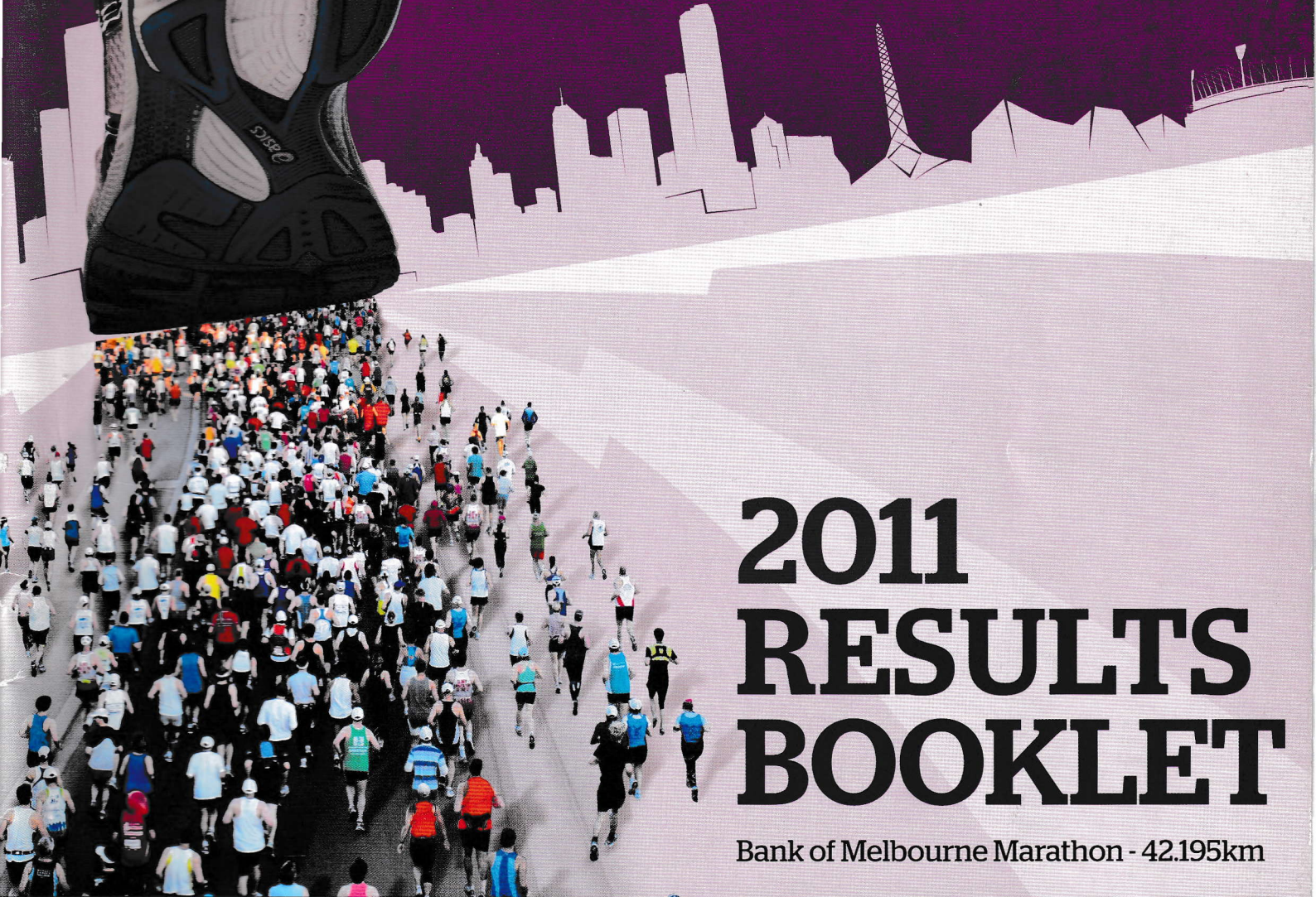




Bank of Melbourne

Marathon FESTIVAL



2011 RESULTS BOOKLET

Bank of Melbourne Marathon - 42.195km

 Bank of Melbourne

 Herald Sun Sunday



 asics

 active feet

 THE COFFEE CLUB

 FLIGHT CENTRE Unbeatable

 MIMI foundation

 cpec

 Athletics Australia

an IMG event

RUN YOUR OWN RACE

melbournemarathon.com.au

2011 Bank of Melbourne Marathon

by Chris Muirden

Kenyan Japhet Kipkorir is never going to represent his country in the Olympics or world titles. But in an era of African dominance of distance running across the globe, he has greater aspirations.

Running is his passionate hobby, but back in Kenya he is a cattle farmer.

In 2010 when he won and set a race record he earned enough money to expand his farm in Eldoret (about 300km north of Nairobi) to five acres and purchase three new cows. He now tends seven. That will sound small time in Australia, but in Kenya that makes him a wealthy landowner.

So when he returned to defend his title this year, he had two main aims - defeating talented countryman Julius Karinga, who had run 2:10.25 in the Zhengzhou marathon in March, and to break his own race record to attain a \$10,000 bonus.

When the gun fired at 7am to send a field of around 5100 starters on their way on a cool 14 degree morning, the pair were quickly joined at the front by another Kenyan Silas Kimeli, Ethiopian Berihun Gebremedhin and another naturalized compatriot Geleta Wondwosen. That quintet covered the first 2km in 6.15 and already held a sizeable gap on the next group that comprised Canberra's Erwin McRae, Brisbane's Peter Nowill and another Ethiopian Abriha Gebreziabher.

Gebremedhin was first to drop off after just 6km, Kimeli departed at 9km and Wondwosen was just started to fade as Karinga and Kipkorir went through 10km in 30.59.

The women's race was already pretty much decided with Commonwealth Games silver medallist Irene Mogaka covering 10km in 36.14, more than 30 seconds clear of 44-year-old Kenyan mother-of-five Margaret Njuguna.

The battle for first Australian initially pitted Magda Karimali-Poulos, a childcare worker who moved to Sydney from Greece 10 years ago, and Queensland debutant marathoner Clare Geraghty. But just before 10km Geraghty started to fall back as Magda went through 10km in 37.55. Newcastle's Kirsten Molloy was next in 38.41 but about 150m back was big group of females that included Clare Williams, Kristen Wyatt, Kelly Jarrett, Tracey Austin and Susie Michelsson.

While conditions were near perfect for the first 15km, a slight sea-breeze and the occasional rain-squall confronted the runners the moment they turned into Beaconsfield Parade.

Kipkorir and Karinga's pace slowed marginally and it was during the return leg from Elwood Beach that Karinga finally was broken, leaving Kipkorir with just one remaining challenge - the race record. That seemed achievable as the 30-year-old churned out regular sub-3:10 kilometre splits but as he ducked under the Arts Centre and up along Birdwood Avenue he started to tire and he eventually fell just seven seconds short with his winning time of 2:11.11.

He did however pocket \$10,000 first-place prizemoney which he says will go towards expanding his farm.

"It was a bit windy along the bay, so I missed out on the bonus for a race record. I love Australia, so next year I will come back and try and win again," he said.

Karinga ended up second in 2:13.17, with six-time national steeplechase runner Peter Nowill, just edging Geleta Wondwosen for third in 2:19.23 to claim the national marathon title. It was the second year in a row that Wondwosen had lost the national title near the finish.

Nowill, 32, had a bad first marathon in London last year, but the Queenslander, who is coached by Robert de Castella's old mentor Pat Clohessy, was contemplating a switch of distance after his effort in Melbourne.

"I'm really just a steeplechaser doing winter training and this certainly took me out of my comfort zone, but I'm very proud of this result. I'll certainly re-evaluate my main event now, but London and the steeplechase remains my short-term goal," Nowill said.

Last year's Australian champion Rowan Walker was fifth in 2:21.42, not bad going for a 41-year-old, while Canberra's Erwin McRae recorded a PB of 2:21.51 for sixth.

Crossing the line together in 11th place in 2:34.38 were former world triathlon champion Peter Robertson, who was making his marathon debut, and New Zealand 46-year-old Ross McIntyre.

"I'm only running about 90km a week and did just the three long runs," said Robertson, who now coaches triathletes. "My main aim was to beat my sister (Susie Michelsson)."

Mogaka made it a Kenyan double crossing the line in 2:35.12, more than seven minutes clear of Njuguna.

Mogaka was coming off a PB half marathon of 71.13 from the Great North Run but like Kipkorir tired in the latter stages after going through 30km on race record pace in 1:48.51.

"My mileage is not enough," Mogaka lamented. "I had two guys that helped me so much to 28km. Next year I come back and prepare better."

The first Australian female ended up being Molloy, who caught Karimali-Poulos at 30km and ended up clocking a big PB of 2:43.44.

"I've done three Ironmen events already this year so running a marathon like this is so much easier than doing one after swimming 3.8km and riding 180km," Molloy said. "Claiming a national title though is a big shock. It's got to be up there with my career highlights now."

Molloy, 32, has been a top-10 finisher in the Hawaii Ironman and was third in the Port Macquarie Ironman this year.

Another big surprise was the fifth place run of Brisbane 40-year-old Clare Williams, who ran a PB 2:47.16.

"I've just been a recreational runner up until 12 months ago when I started training more seriously with Rod Cedaro," she said. "As a

On behalf of the IMG Team, I would like to extend a big congratulations and thank you to everyone who participated in the 2011 Bank of Melbourne Marathon, Flight Centre Half Marathon, The Coffee Club 10km, ASICS 5km Run and 3km Walk events. No matter the event we hope that everyone was able to achieve their personal targets.

A big thank you must go to all our sponsors, charities, workers and volunteers without who's support this event would not happen.

This year saw Japhet Kipkorir of Kenya nearly break his marathon race record with another great run to win, while giving him his second Bank of Melbourne Marathon in a row. While Irene Mogaka certainly showed her class to be the first female marathoner across the line.

It is pleasing to see that the popularity of the Bank of Melbourne Marathon Festival continues to grow, with all the runs closing at capacity prior to race day and Melbourne being able to welcome over 2300 runners from interstate and over 300 runners coming in from overseas.

This year the full marathon hosted the Australian and Victorian Marathon Championships. The Australian Championship was represented by all states and territories and we would like to congratulate our two new national champions, Kirsten Molloy (NSW) and Peter Nowill (QLD).

Without the support of all the volunteers this event would not happen so a huge thanks to our two charities, the Cerebral Palsy Education Centre and the James Macready Bryan Foundation for their help in supplying the vast majority of the volunteers.

Special thanks must go to all the organisations who help with this event being the MCG, Athletics Australia, City of Melbourne, City of Port Phillip, VicRoads, Victoria Police, Ambulance Victoria, the team of St John's, Federation Square, Albert Park Management and all the authorities for their support to make this event happen.

We are proud to be able to showcase Melbourne to the world and thank you for being part of this iconic Melbourne running Festival. We hope to see you all again next October.

Greg Hooton

Event Director - Athletics and Fitness Division, IMG

child I did a bit of dancing, but after having three children, took up running to get back in shape."

Geraghty was next in 2:48.35, one of a record 17 women to break three hours for the marathon.

"At around 25km I was thinking, oh, my, god and then the last 5km I was just crawling to the line, but I loved the event," she said.

Ocean Grove's Kristen Wyatt was first Victorian in 2:49.41, just ahead of Middle Park triathlete Kelly Jarrett (2:50.56).

With the course finishing outside the MCG's Ponsford Stand due to the late finish to the AFL season, the field in all events were capped.

Despite that there were 27,500 entries across the five events that comprise the Bank of Melbourne Festival and 4956 completed the 42.2km course.

Among those were the 10 Spartan Legends, who have now completed all 34 Melbourne installments.

Doing it tough was Neville Gardner, 67, who had a left hip replacement in May, and hobbled home in 6:12.10 to keep his record intact. Wayne Thompson was again the quickest Legend in 3:57.09.

This year's Flight Centre Half Marathon was one of the hottest on record. Canberra 32-year-old Martin Dent grabbed his first victory over former Sydney Olympic champion Reuben Kosgei after 13 years of trying.

Dent first raced against Kosgei in the steeplechase at the world junior championships in 1998, but this time broke away from the Kenyan at the 20km mark to record a slick 63.40, four seconds clear of Kosgei.

"I raced against him many times in the steeple and he beat me just recently in the City to Bay, so it was nice to finally get a win over him," said Dent, who will be trying to post an Olympic qualifier in the Fukuoka Marathon in December.

In the women's half, Adelaide's Jess Trengove set a race record of 72.37, more than five minutes clear of another SA athlete Claire Ashworth.

"I slowed a little around 14km. At the Gold Coast I had Lara Tamsett to race against but just at the moment a few of the girls I look up to are injured," said Trengove, who intends making her marathon debut next year.

"My main aim now is to hammer out a good 10km at Zatopek in December and hopefully there's a few more of us running so that we can help each other to a faster time."

The Coffee Club 10km was won by Footscray's Tyson Popplestone in 31.07, while the first female was Blackburn's Fiona Nash in 35.38.

Collingwood Harrier Andrew Patten and Launceston's Kate Pedley were first home in the Asics 5km event.



Bank of Melbourne congratulates you!

Bank of Melbourne is proud to have been a supporter of the 2011 Bank of Melbourne Marathon Festival. The day saw runners from all ages, backgrounds, locations, shapes and sizes battle the weather conditions to be a part of the largest number of runners ever seen at this event.

Whether it was your first marathon or your thirty-first marathon, we hope that you achieved your personal goal.


We at Bank of Melbourne, had 10 staff finish the marathon and overall we had 90 staff and their families participate across all the races in the Festival and we are very proud of them all!


We look forward to seeing this iconic Melbourne event continue to grow!

Scott Tanner

Chief Executive, Bank of Melbourne









WOMEN'S RESULTS

Place	Last Name	First Name	Gun Time	Net Time	Bib #
1253	SHOOLMAN	Rene	5:12:38	5:10:44	1330
1254	VAN SCHOOTEN	Rebecca	5:12:54	5:11:21	1236
1255	EADE	Stefanie	5:13:00	5:10:30	169
1256	GILBERT	Sharyn	5:13:03	5:11:13	2995
1257	O'NEILL	Karyn	5:13:25	5:10:43	SF0033
1258	BEASLEY	Kate	5:13:44	5:11:55	1145
1259	WANG	Joanne Shiyuan	5:14:23	5:12:24	5293
1260	WYATT	Marita	5:14:54	5:12:36	3618
1261	GRANTHAM	Alona	5:14:56	5:14:05	4238
1262	CHALLIS	Donna	5:15:00	5:12:34	664
1263	WOODS	Francene	5:15:10	5:13:43	5909
1264	MYALL	Helen	5:15:22	5:12:46	4420
1265	BUSBRIDGE	Linda	5:15:34	5:13:36	875
1266	WINES	Judith	5:15:34	5:12:59	SF0006
1267	SATO	Tsutomu	5:16:37	5:14:34	4941
1268	SAKIYAMA	Yoshiko	5:17:48	5:15:02	4953
1269	LEWIS	Sonia	5:18:09	5:16:52	1025
1270	TRAN	Lien	5:19:03	5:16:14	3143
1271	WHITE	Karen Ann	5:19:10	5:16:49	563
1272	BARTLETT	Caitlyn	5:19:23	5:18:10	5218
1273	BARNES	Suzanne	5:20:13	5:18:02	1799
1274	GRADY	Fran	5:20:23	5:17:44	4341
1275	JEFFRIES	Amanda	5:20:35	5:18:24	1187
1276	CHU	Rebecca Hay Pui	5:20:52	5:18:24	2132
1277	JONES	Sharon	5:21:49	5:18:50	3046
1278	SHIPTON	Brodie	5:22:46	5:21:06	4266
1279	MONK	Coral	5:23:51	5:21:29	2735
1280	LIN	Joy	5:24:09	5:21:31	4416
1281	ENGEL	Carol	5:24:22	5:21:45	2310
1282	HARWOOD	Jenny	5:24:22	5:21:45	2727
1283	BURKE	Julie	5:24:52	5:22:22	5261
1284	THORN	Sally	5:26:32	5:24:34	218
1285	TOWNSEND	Emma	5:26:38	5:24:18	3679
1286	PYNE	Jayne	5:26:46	5:24:15	1357
1287	WELLS	Julie	5:27:16	5:25:08	4772
1288	MILLANE	Tianne	5:27:20	5:26:39	5033
1289	SCHAUMBURG	Danielle	5:27:22	5:24:55	4998
1290	MCVARISH	Mary	5:27:33	5:24:56	2034
1291	HERIOT	Sarah	5:28:26	5:27:00	1841
1292	GURR	Karen	5:29:22	5:26:43	637
1293	BARCLAY	Olivia	5:32:24	5:30:25	2814
1294	DUGGAN-KEEFE	Shanice	5:32:24	5:30:26	230
1295	MCKENZIE	Diana	5:32:33	5:30:26	3976

Place	Last Name	First Name	Gun Time	Net Time	Bib #
1296	ELLIOTT	Caitlin	5:33:54	5:31:32	3012
1297	ELLIOTT	Jessica	5:33:54	5:31:32	3013
1298	LIM	Shauntelle	5:34:29	5:32:29	655
1299	INCE	Fiona	5:35:04	5:33:08	1645
1300	PERRY	Bianca	5:36:04	5:35:44	1796
1301	HERBISON	Alice	5:36:17	5:35:23	2569
1302	PARTRIDGE	Fiona	5:37:51	5:35:40	3881
1303	CHIA	Alicia	5:38:40	5:36:30	2745
1304	HARRIS	Donna	5:40:17	5:39:35	4585
1305	SAKIYAMA	Tomoko	5:40:50	5:38:05	4952
1306	BEYER	Raelene	5:41:40	5:39:29	3595
1307	BATARSEH	Saba	5:42:43	5:40:58	2703
1308	CORBETT	Amanda	5:44:48	5:42:05	2122
1309	JOJKITY	Yulie	5:46:22	5:43:57	2539
1310	OOI	Li Jou	5:47:11	5:45:07	1353
1311	PERRY	Melissa	5:47:20	5:45:29	4052
1312	LOR	Hong	5:47:59	5:37:49	1383
1313	HARDWICK	Sue	5:48:27	5:46:25	1722
1314	DIAMOND	Belinda	5:48:36	5:46:18	5385
1315	ALBERT	Hayley	5:50:14	5:48:16	4929
1316	THIES	Robyn	5:51:54	5:49:49	463
1317	ETHERINGTON	Cathy	5:55:33	5:52:36	1763
1318	NIELSEN	Miriam	5:58:39	5:56:52	4415
1319	LEWELL	Belinda	6:04:36	6:02:09	825
1320	KURUVITA	Samantha	6:05:32	6:03:05	763
1321	VLAMIS	Sophia	6:06:00	6:04:06	5155
1322	TAYLOR	Toni	6:06:58	6:04:33	4969
1323	JENKINSON	Sarah	6:06:59	6:05:08	848
1324	YOUNG	Ruth	6:10:27	6:08:41	906
1325	DELLEY	Kathleen	6:15:25	6:07:04	313
1326	CANTY	Fona	6:16:54	6:14:55	5248
1327	CHAWK	Manelle	6:16:56	6:14:36	2340
1328	NGUYEN	Jane	6:20:40	6:17:48	3714
1329	SHERIFF	Sharee	6:22:35	6:20:06	2206
1330	CLARK	Donna	6:25:09	6:22:57	2446
1331	RAMKE	Vicki	6:25:09	6:22:57	2558
1332	CROTTY	Alison	6:27:40	6:25:09	1429
1333	ROSENGARTEN	Maria	6:38:40	6:36:21	883
1334	MARUYAMA	Erina	6:42:40	6:40:11	3969
1335	JOHNSON	Marie	6:48:18	6:45:42	869
1336	O'RAWE	Frances	6:52:40	6:49:53	5207
1337	MCCAMLEY	Tara	7:12:15	7:09:34	4196
1338	COEN	Emma	7:18:38	7:16:07	2325

WHEELCHAIR RESULTS

Place	Last Name	First Name	Gun Time	Net Time	From	Gen	Cat Plc	Gen Plc	Bib #
1	GAINEY	Ian	3:03:57	3:03:56	Werribee (VIC)	Male	1	1	SW001
2	CALLOW	Dean	5:43:27	5:43:26	East Bentleigh (VIC)	Male	2	2	SW002



AGE CATEGORY RESULTS

Bank of Melbourne Marathon

Overall Male

Gen Plc	Last Name	First Name	Gun Time	Net Time	Bib #
1	KIPKORIR	Japhet	2:11:12	2:11:11	1
2	KARINGA	Julius	2:13:17	2:13:16	5
3	NOWILL	Peter	2:19:23	2:19:22	45

Male 18-19

Gen Plc	Last Name	First Name	Gun Time	Net Time	Bib #
1	PSIMARIS	Christopher	3:00:36	3:00:05	5431
2	BRANSDEN	Tom	3:20:05	3:19:07	126
3	MACPHERSON	Greg	3:29:05	3:28:46	4160

Male 20-39

Gen Plc	Last Name	First Name	Gun Time	Net Time	Bib #
1	KIPKORIR	Japhet	2:11:12	2:11:11	1
2	KARINGA	Julius	2:13:17	2:13:16	5
3	NOWILL	Peter	2:19:23	2:19:22	45

Male 40-44

Gen Plc	Last Name	First Name	Gun Time	Net Time	Bib #
1	WALKER	Rowan	2:21:43	2:21:42	3
2	VENOUR	David	2:35:48	2:35:45	2270
3	RICKARDS	Antony	2:36:27	2:36:23	2015

Male 45-49

Gen Plc	Last Name	First Name	Gun Time	Net Time	Bib #
1	MCINTYRE	Ross	2:34:40	2:34:38	2061
2	FIELDING	Shane	2:41:52	2:41:48	469
3	GREEN	Philip	2:42:30	2:42:26	S1080

Male 50-54

Gen Plc	Last Name	First Name	Gun Time	Net Time	Bib #
1	BADIC	Sani	2:50:16	2:50:15	4957
2	ROBSON	Peter	2:53:42	2:53:18	S0837
3	O'SULLIVAN	Peter	2:54:15	2:54:11	4017

Male 55-59

Gen Plc	Last Name	First Name	Gun Time	Net Time	Bib #
1	HALL	Peter	2:50:59	2:50:55	5509
2	CALLAHAN	Stephen	2:57:33	2:57:17	4295
3	ELLIOTT	Dean	3:02:15	3:02:13	2506

Male 60-64

Gen Plc	Last Name	First Name	Gun Time	Net Time	Bib #
1	MCKAY	Keith	2:53:00	2:52:53	3907
2	LANE	Bob	3:07:51	3:07:41	4060
3	GRAY	Rob	3:13:49	3:13:26	S0744

Male 65-69

Gen Plc	Last Name	First Name	Gun Time	Net Time	Bib #
1	MORRISON	Andrew	3:48:56	3:48:31	S1001
2	SUMMERS	Grayson	3:52:53	3:52:19	S0290
3	VERHAGEN	Henk	3:53:32	3:52:14	1517

Male 70-74

Gen Plc	Last Name	First Name	Gun Time	Net Time	Bib #
1	COCK	Timothy	4:11:31	4:10:23	1220
2	HARCOAN	Charles	4:55:05	4:54:50	S0120
3	WHITELAW	Martin	4:59:27	4:57:07	261

Male 75+

Gen Plc	Last Name	First Name	Gun Time	Net Time	Bib #
1	BOYNE	Ron	4:44:29	4:42:42	S0438
2	TANN	Richard	4:49:09	4:48:18	S0155
3	BOWES	Ken	5:52:35	5:49:56	S0173

Overall Female

Gen Plc	Last Name	First Name	Gun Time	Net Time	Bib #
1	MOGAKA	Irene	2:35:12	2:35:12	2
2	NJUGUNA	Margaret	2:42:26	2:42:25	8
3	MOLLOY	Kirsten	2:43:44	2:43:41	15

Female 18-19

Gen Plc	Last Name	First Name	Gun Time	Net Time	Bib #
1	FORD	Alyssa	3:59:22	3:58:28	5167
2	TAYLOR	Cassie	4:39:10	4:36:27	3287
3	O'HALLORAN	Alexandra	4:42:46	4:40:49	2979

Female 20-39

Gen Plc	Last Name	First Name	Gun Time	Net Time	Bib #
1	MOGAKA	Irene	2:35:12	2:35:12	2
2	MOLLOY	Kirsten	2:43:44	2:43:41	15
3	KARIMALI-POULOS	Magda	2:45:03	2:45:01	14

Female 40-44

Gen Plc	Last Name	First Name	Gun Time	Net Time	Bib #
1	NJUGUNA	Margaret	2:42:26	2:42:25	8
2	WILLIAMS	Clare	2:47:16	2:47:14	59
3	MURRAY	Maryann	3:00:18	3:00:16	43

Female 45-49

Gen Plc	Last Name	First Name	Gun Time	Net Time	Bib #
1	BANAGHAN	Glenda	2:59:14	2:59:02	5691
2	BEACH	Sandy	3:05:39	3:05:37	4158
3	BURGESS	Teresa	3:22:25	3:22:11	SF0061

Female 50-54

Gen Plc	Last Name	First Name	Gun Time	Net Time	Bib #
1	DEW	Donna	3:13:56	3:13:49	3644
2	MACFARLANE	Jennifer	3:23:24	3:23:09	222
3	MCLEAN	Muriel	3:28:16	3:27:54	3692

Female 55-59

Gen Plc	Last Name	First Name	Gun Time	Net Time	Bib #
1	AUSTIN	Jeanette	3:26:39	3:26:12	994
2	ZIOGOS	Agni	3:30:28	3:30:16	SF0045
3	LITHGOW	Christine	3:34:13	3:34:07	4633

Female 60-64

Gen Plc	Last Name	First Name	Gun Time	Net Time	Bib #
1	MCKINNEY	Sue	3:42:38	3:41:48	3484
2	KELLY	Wanda	3:51:45	3:50:33	3035
3	NAKAJIMA	Shigeki	3:58:37	3:57:13	4944

Female 65-69

Gen Plc	Last Name	First Name	Gun Time	Net Time	Bib #
1	CHALMERS	Jane	4:12:36	4:11:36	5967
2	CREBBIN	Wendy	5:09:24	5:07:00	1865
3	MYALL	Helen	5:15:22	5:12:46	4420

Female 70-74

Gen Plc	Last Name	First Name	Gun Time	Net Time	Bib #
1	WINES	Judith	5:15:34	5:12:59	SF006


SPARTAN RESULTS

Overall Pic	Last Name	First Name	Spartan No	Gun Time	Net Time	Gen	Gen Pos	Cat	Cat Pos	Bib #	From
42	GREEN	Philip	S1080	2:42:30	2:42:26	Male	40	45-49	3	1606	Mount Waverley (VIC)
74	GALEA	David	S1042	2:47:42	2:47:39	Male	69	40-44	16	2300	Essendon (VIC)
110	ROBSON	Peter	S0837	2:53:42	2:53:18	Male	101	50-54	2	5606	Camberwell (VIC)
243	BARKER	Steven	S0937	3:01:19	3:01:16	Male	227	50-54	8	3294	Humevale (VIC)
279	GAINEY	Ian	SW0001	3:03:57	3:03:56	Male	258	Wheel	1	3935	Werribee (VIC)
303	MITCHELL	Peter	S0654	3:06:07	3:06:07	Male	279	45-49	32	4450	The Basin (VIC)
352	CRAMERI	John	S1057	3:09:13	3:09:10	Male	325	45-49	40	2472	Northcote (VIC)
413	GRAFEN	Christopher	S1011	3:10:56	3:10:55	Male	382	45-49	49	1545	East Bentleigh (VIC)
417	RUSSELL	Gary	S1074	3:11:04	3:10:57	Male	386	50-54	14	2447	Bendigo (VIC)
433	DWYER	Dylan	S1067	3:12:01	3:11:47	Male	402	20-39	250	5402	Mildura South (VIC)
461	MARSHALL	Kelvin	S0849	3:13:31	3:13:30	Male	428	45-49	53	1690	Tugun (QLD)
466	GRAY	Rob	S0744	3:13:49	3:13:26	Male	433	60-64	3	2886	Wendouree (VIC)
471	SKINNER	Stewart	S1087	3:14:02	3:13:36	Male	437	50-54	16	3057	Ashburton (VIC)
501	KESARIOS	Moshos	S1035	3:15:18	3:15:10	Male	463	50-54	18	2784	Elsternwick (VIC)
510	BLACK	Peter	S1065	3:15:55	3:15:52	Male	470	55-59	7	6178	Greenvale (VIC)
669	MOORE	Peter	S0277	3:21:08	3:20:44	Male	606	60-64	5	5998	East Hawthorn (VIC)
670	SMITH	Lester	S0984	3:21:13	3:21:05	Male	607	60-64	6	1137	Adelaide (SA)
675	KOFMAN	Paul	S1034	3:21:26	3:21:18	Male	611	45-49	76	910	Albert Park (VIC)
697	BURGESS	Teresa	SF0061	3:22:25	3:22:11	Female	70	45-49	3	388	Griffith (NSW)
745	KING	Rohan	S1038	3:23:55	3:23:47	Male	665	40-44	124	1859	Northcote (VIC)
761	ZGAINSKI	Edward	S0517	3:24:22	3:24:08	Male	676	60-64	7	2098	Horsham (VIC)
823	LIGHTOWLER	Steven	S0400	3:26:05	3:25:55	Male	729	40-44	143	3611	Coburg (VIC)
893	ZANETIDIS	Con	S0607	3:28:01	3:27:46	Male	784	50-54	34	4635	Gladstone Park (VIC)
894	BUCHANAN	Alan	S1005	3:28:04	3:27:43	Male	785	55-59	12	5422	Bendigo (VIC)
937	STANISIC	Milan	S0933	3:29:06	3:28:47	Male	822	55-59	13	4177	Warrandyte South (VIC)
971	BAINES	Kester	S1021	3:29:53	3:29:38	Male	854	60-64	9	1008	Belmont (VIC)
984	GURVICH	Daniel	S1004	3:29:59	3:29:23	Male	865	20-39	534	2186	Malvern East (NSW)
1004	ZIOGOS	Agni	SF0045	3:30:28	3:30:16	Female	123	55-59	2	1862	Brighton (VIC)
1077	MURPHY	Brian	S1027	3:31:58	3:31:43	Male	942	55-59	15	769	Mildura (VIC)
1086	SLATER	Maria	SF0055	3:32:12	3:31:57	Female	136	50-54	5	5499	Strathdale (VIC)
1096	BROWN	Gerard	S0733	3:32:28	3:32:22	Male	957	50-54	50	1892	Moonee Ponds (VIC)
1114	MIRIKLIS	Michael	S1002	3:33:09	3:33:01	Male	971	45-49	116	1386	Lower Templestowe (VIC)
1241	HERFT	Patrick	S0968	3:35:39	3:35:36	Male	1080	45-49	127	3945	Berwick (VIC)
1245	FITZGERALD	Peter	S1014	3:35:42	3:35:39	Male	1083	50-54	56	2670	Wendouree (VIC)
1250	MOORE	Greg	S0914	3:35:47	3:35:39	Male	1088	55-59	20	3122	Kealba (VIC)
1274	TWITE	Ian	S1000	3:36:15	3:36:14	Male	1109	55-59	21	4567	Traralgon (VIC)
1281	ZACHARIADIS	John	S1077	3:36:27	3:35:32	Male	1114	40-44	209	3108	Clayton South (VIC)
1307	ANDREWS	Graeme	S1073	3:37:05	3:36:54	Male	1134	45-49	134	3812	Glen Iris (VIC)
1334	PERKS	Andrew	S1082	3:37:34	3:37:07	Male	1157	40-44	221	5616	Ballarat (VIC)
1401	WENZLAU	Chris	S0952	3:39:01	3:38:47	Male	1210	45-49	148	980	Werribee (VIC)
1464	REID	Colin	S0931	3:40:08	3:39:23	Male	1259	50-54	63	2309	Torquay (VIC)
1471	MOORE	Andrew	S0655	3:40:20	3:40:09	Male	1264	40-44	241	5658	St Kilda (VIC)
1551	SAPKIN	Robert	S0715	3:42:14	3:42:07	Male	1323	50-54	66	4184	Moe (VIC)
1577	BOWDEN	Kuniko	SF0060	3:43:06	3:43:01	Female	233	45-49	25	3253	Parkdale (VIC)
1766	HORWOOD	Barbara	SF0057	3:47:30	3:46:00	Female	267	50-54	15	4696	Sunbury (VIC)
1781	DEGUARA	Alfred	S0693	3:47:38	3:46:37	Male	1511	60-64	15	3878	Morwell (VIC)
1851	MORRISON	Andrew	S1001	3:48:56	3:48:31	Male	1568	65-69	1	3072	Cheltenham (VIC)
1867	GORMAN	Michael	S1033	3:49:19	3:48:33	Male	1579	55-59	39	6175	Carnegie (VIC)
1936	LAY	Graeme	S1023	3:50:35	3:49:18	Male	1632	45-49	192	3655	Parkdale (VIC)
2038	THOMAS	Lance	S0955	3:51:53	3:51:03	Male	1704	55-59	45	3794	Toongabbie (VIC)
2039	RASKAS	John	S0142	3:51:55	3:51:34	Male	1705	60-64	16	1057	Ferntree Gully (VIC)
2103	SUMMERS	Grayson	S0290	3:52:53	3:52:19	Male	1751	65-69	2	3049	Eltham North (VIC)
2144	CREAMER	Hugh	S0180	3:53:48	3:53:28	Male	1780	60-64	17	1941	Hawthorn East (VIC)
2152	MENHENNET	Steve	S1026	3:53:57	3:51:16	Male	1785	50-54	90	842	Ballarat West (VIC)
2170	SPRY	Richard	S1039	3:54:23	3:54:06	Male	1800	45-49	211	5953	Albury (NSW)
2189	GAWNE	Brian	S0190	3:54:44	3:54:19	Male	1815	60-64	18	4244	Shepparton (VIC)
2245	BARTHOLOMEUSZ	Mark	S0980	3:55:23	3:55:18	Male	1853	50-54	96	2625	Balaclava (VIC)
2344	HOPKINS	Jim	S0125	3:57:01	3:56:52	Male	1919	60-64	20	4299	Ivanhoe (VIC)
2354	THOMPSON	Wayne	S0078	3:57:10	3:57:09	Male	1927	55-59	51	4186	Seaford (VIC)
2434	MCINTOSH	Greg	S1048	3:58:29	3:56:41	Male	1982	45-49	231	4774	Ballarat (VIC)
2453	HEINE	Eric	S0872	3:58:48	3:57:49	Male	1994	55-59	53	761	Caulfield North (VIC)
2488	CAMERON	Robert	S1072	3:59:13	3:58:56	Male	2017	55-59	54	4399	Burrumbeet (VIC)

Overall Pic	Last Name	First Name	Spartan No	Gun Time	Net Time	Gen	Gen Pos	Cat	Cat Pos	Bib #	From
2559	CRAIK	Jamie	S0738	3:59:45	3:59:20	Male	2069	50-54	111	3536	Balwyn North (VIC)
2567	TURNER	Gavan	S0971	3:59:50	3:58:52	Male	2077	40-44	409	2816	Berwick (NSW)
2613	DOBSON	John	S0021	4:00:29	3:59:31	Male	2111	60-64	23	5168	Eltham (VIC)
2653	COLLINS	David	S1090	4:01:22	4:00:04	Male	2139	50-54	115	4622	Frankston South (VIC)
2751	NUNN	Jillian	SF0056	4:03:45	4:01:52	Female	548	45-49	52	2489	Alfredton (VIC)
2782	DAVIS	John	S1056	4:04:38	4:01:55	Male	2227	65-69	4	3778	Ballarat (VIC)
2784	EDGAR	Michael	S0975	4:04:38	4:01:56	Male	2228	50-54	122	3773	Nerrina (VIC)
2817	SIMPSON	David	S1085	4:05:09	4:04:29	Male	2254	55-59	63	1577	Geelong (VIC)
2859	BARRY	Kevin	S0977	4:06:02	4:05:21	Male	2285	45-49	270	4575	Kew (VIC)
2894	BARTLEY	Duncan	S0791	4:06:44	4:04:21	Male	2308	40-44	450	4392	Macclesfield (VIC)
2937	ASHTON	Peter M	S0167	4:07:40	4:06:26	Male	2339	60-64	26	983	Kew (VIC)
2954	SONNEVELD	Steve	S1068	4:08:04	4:02:26	Male	2352	55-59	67	1507	North Hobart (TAS)
2971	LANCASTER	Ken	S1086	4:08:37	4:08:12	Male	2361	60-64	27	3753	Morwell (VIC)
2997	PAYNE	Gregory	S0930	4:09:10	4:08:08	Male	2379	55-59	72	2059	Mordialloc (VIC)
3066	CAMPBELL	Ian	S0095	4:10:43	4:09:42	Male	2426	65-69	6	2172	Eltham/ Melbourne (VIC)
3136	GILBERT	Alan	S0995	4:12:05	4:11:04	Male	2476	65-69	8	4055	Lancefield (VIC)
3304	IOVENITTI	Carlo	S0394	4:14:52	4:13:37	Male	2586	50-54	142	1783	Ivanhoe (VIC)
3328	STOKES	Douglas	S1028	4:15:27	4:14:17	Male	2601	55-59	80	4260	Eltham North (VIC)
3346	JORTIKKA	Kari	S0924	4:15:46	4:15:29	Male	2616	65-69	9	2986	Ringwood East (VIC)
3437	WATT	Kenneth	S0844	4:17:48	4:17:35	Male	2678	65-69	11	2328	Belmont (VIC)
3438	YATOMI-CLARKE	James	S0530	4:17:50	4:17:32	Male	2679	65-69	12	977	Menzies Creek (VIC)
3441	STURZAKER	Jane	SF0052	4:17:59	4:16:21	Female	761	55-59	9	706	Cheltenham (VIC)
3460	GLEESON	Kevin	S0990	4:18:24	4:18:24	Male	2696	55-59	87	1861	Warrnambool (VIC)
3504	BOWES	John	S0615	4:19:22	4:18:48	Male	2726	45-49	319	2177	Elsternwick (VIC)
3532	CAMPBELL	Christopher	S1054	4:20:06	4:19:49	Male	2746	60-64	33	1297	Oakleigh (VIC)
3566	CRIDDLE	Gavin	S0973	4:21:09	4:20:53	Male	2768	60-64	34	2953	Altona (VIC)
3605	BOHNKE	Michael	S1015	4:22:29	4:22:15	Male	2795	45-49	328	1829	The Rock (NSW)
3617	FIELD	Peter	S0321	4:22:46	4:21:36	Male	2800	50-54	158	5567	Mulgrave (VIC)
3774	GOLDENBERG	Pheidipides	S0742	4:26:28	4:24:11	Male	2899	65-69	14	5459	Melbourne (VIC)
3782	RAUS	Otmar	S1079	4:26:37	4:26:05	Male	2903	60-64	40	1002	East Malvern (VIC)
3836	KAPARELIS	John	S0749	4:27:32	4:27:07	Male	2939	40-44	563	1963	Keilor East (VIC)
3859	GAY	John	S0957	4:28:04	4:26:10	Male	2952	55-59	100	4773	Ballarat (VIC)
3898	WATSON	Chris	S1030	4:29:37	4:27:42	Male	2975	55-59	101	733	Wendouree (VIC)
3912	MULHERIN	Chris	S1084	4:29:54	4:27:52	Male	2981	50-54	172	2440	Doncaster (NSW)
3913	SULMAN	Mark	S0719	4:29:59	4:27:44	Male	2982	45-49	358	4269	Melton (VIC)
3922	GLOVER	Lawrence	S0117	4:30:22	4:30:06	Male	2987	55-59	103	369	Doveton (VIC)
3964	COPE	Geoff	S1060	4:31:44	4:30:29	Male	3009	45-49	360	3868	North Fitzroy (VIC)
4041	LARKINS	Patrick	S0268	4:34:26	4:33:08	Male	3063	60-64	45	3950	St Albans Park (VIC)
4068	CORRELL	Tony	S1046	4:35:33	4:34:02	Male	3081	65-69	15	2817	Mount Waverley (VIC)
4073	JENKINS	Rick	S0330	4:35:43	4:35:32	Male	3085	55-59	111	4192	Violet Town (VIC)
4112	FLEMING	Jay	S1012	4:37:26	4:36:12	Male	3103	45-49	378	4149	Upper Ferntree Gully (VIC)
4129	MULLER	Glen	S0970	4:38:09	4:37:55	Male	3115	20-39	1772	3843	Clayton South (VIC)
4134	LIM	Chin	S0866	4:38:24	4:36:20	Male	3118	55-59	114	1935	Mt Waverley (VIC)
4140	FLEGG	Bryan	S0115	4:38:32	4:38:03	Male	3122	60-64	47	3201	East Malvern (VIC)
4141	BEDFORD	Kathy	SF0062	4:38:34	4:37:25	Female	1019	45-49	96	3224	Ballarat (VIC)
4165	TAYLOR	Scott	S1091	4:39:10	4:36:27	Male	3133	45-49	382	3288	Ballarat (VIC)
4199	CRAIK	David	S0884	4:40:45	4:40:22	Male	3154	55-59	118	754	Chapel Hill (QLD)
4201	CROUCH	John	S0447	4:40:46	4:38:58	Male	3156	60-64	50	5417	Beaumaris (VIC)
4220	HARRIS	Russell	S0554	4:41:20	4:40:42	Male	3164	55-59	120	6177	Ballarat (VIC)
4234	ALLEN	Lorraine	SF0011	4:41:50	4:40:28	Female	1065	55-59	19	6176	Whittlesea (VIC)
4264	CRAWFORD	Geoff	S1063	4:43:04	4:41:23	Male	3190	55-59	123	5372	Invermay Park (VIC)
4265	LINDSAY	John	S0986	4:43:05	4:40:47	Male	3191	60-64	52	1675	Ballarat North (VIC)
4269	KARAGEORGIU	Manny	S0045	4:43:18	4:43:03	Male	3193	55-59	124	1906	Middle Park (VIC)
4274	RYAN	Peter	S0069	4:43:36	4:43:20	Male	3197	60-64	53	850	Moonee Ponds (VIC)
4282	MILLER	Steve	S1111	4:43:57	4:43:29	Male	3202	40-44	591	3492	Essendon North (VIC)
4290	BOYNE	Ron	S0438	4:44:29	4:42:42	Male	3206	75+	1	2980	Mitcham (VIC)
4319	BAREFOOT	Robert	S1093	4:45:35	4:43:23	Male	3227	60-64	54	3174	Melton Sth (NSW)
4357	BURT	John	S0308	4:47:11	4:45:19	Male	3255	60-64	56	455	Lake Wendouree (VIC)
4359	PODREKA	Vilim	S1052	4:47:17	4:45:21	Male	3256	40-44	600	5855	Kew (VIC)
4409	TANN	Richard	S0155	4:49:09	4:48:18	Male	3283	75+	2	2018	Lake Wendouree (VIC)
4411	LEWIS	Debbie	SF0050	4:49:09	4:46:32	Female	1128	50-54	63	5217	Haddon (VIC)
4445	CARMICHAEL	Robert	S0097	4:51:07	4:48:14	Male	3304	60-64	60	3819	Clifton Hill (VIC)

SPARTAN RESULTS

Overall Pic	Last Name	First Name	Spartan No	Gun Time	Net Time	Gen	Gen Pos	Cat	Cat Pos	Bib #	From
4509	WEINSTEIN	Roger	S0081	4:54:02	4:52:04	Male	3346	60-64	64	2576	Caulfield (VIC)
4524	HARCOAN	Charles	S0120	4:55:05	4:54:50	Male	3355	70-74	2	1552	Rosanna (VIC)
4552	BARKER	Stephen	S0368	4:56:37	4:55:27	Male	3375	65-69	20	3527	Whittlesea (VIC)
4553	HARRIS	Ian	S0962	4:56:37	4:56:22	Male	3376	55-59	133	2129	North Caulfield (VIC)
4563	MORRISON	Keith	S0899	4:57:16	4:54:41	Male	3380	55-59	134	1075	Dronana (VIC)
4593	O'CONNELL	Phillip	S0928	4:59:40	4:58:23	Male	3394	55-59	135	5128	Echuca (VIC)
4655	SYMONS	George	S0769	5:05:35	5:02:43	Male	3429	60-64	67	3331	Tyabb (VIC)
4660	BIVIANO	Frank	S0007	5:05:51	5:04:06	Male	3432	65-69	21	596	Cowes (VIC)
4661	THIELE	Brett	S0674	5:05:51	5:04:53	Male	3433	50-54	218	3759	Parkdale (VIC)
4674	MOORE	Andrew	S0276	5:06:52	5:05:30	Male	3443	55-59	140	3691	Lancefield (VIC)
4681	WRIGHT	Greg	S1041	5:07:53	5:07:31	Male	3446	55-59	141	4189	Harkaway (VIC)
4683	KASZMAREK	Francis	S0940	5:08:06	5:07:52	Male	3447	40-44	630	1252	Mitcham (VIC)
4687	NISH	Dennis	S0138	5:08:23	5:06:09	Male	3449	60-64	68	3487	Beaconsfield (VIC)
4701	FOSKEY	David	S0025	5:09:33	5:09:19	Male	3459	65-69	22	3716	Malvern (VIC)
4736	O'NEILL	Karyn	SF0033	5:13:25	5:10:43	Female	1257	55-59	26	3790	Clarinda (VIC)
4763	WINES	Judith	SF0006	5:15:34	5:12:59	Female	1266	70-74	1	3561	Malvern East (VIC)
4764	WALSH	Brian	S0599	5:15:40	5:13:37	Male	3498	65-69	23	943	East Doncaster (VIC)
4792	GLOVER	Brian	S0989	5:20:21	5:17:58	Male	3519	65-69	24	2222	Portland (VIC)
4845	FORRESTAL	Russell	S1061	5:33:51	5:31:43	Male	3550	60-64	76	2429	Tallai (QLD)
4875	NEWNHAM	Ian	S0755	5:39:51	5:37:35	Male	3572	65-69	27	5854	Moe (VIC)
4886	CALLOW	Dean	SW0002	5:43:27	5:43:26	Male	3579	Wheel	2	6185	East Bentleigh (VIC)
4905	BOWES	Ken	S0173	5:52:35	5:49:56	Male	3589	75+	3	5336	East Ivanhoe (VIC)
4906	BATTRICK	Pete	S0005	5:52:35	5:49:03	Male	3590	65-69	28	6184	Mt Waverley (VIC)
4928	GARDNER	Neville	S0030	6:12:30	6:12:10	Male	3604	65-69	29	3873	Croydon (VIC)
4948	MARTIN	Anthony	S0133	6:42:55	6:40:15	Male	3614	75+	4	2647	Box Hill (VIC)
4953	ZELEZNIKOW	John	S0682	6:51:59	6:49:16	Male	3618	60-64	78	3301	South Caulfield (VIC)



CHAMPIONSHIP RESULTS

Australian Marathon Championship

PLACE	MALE	TIME
1	Peter Nowill	2:19.22
2	Geleta Wondwosen	2:19.29
3	Rowan Walker	2:21.42

PLACE	FEMALE	TIME
1	Kirsten Molloy	2:43.41
2	Magda Karimali-Poulos	2:45.01
3	Clare Williams	2:47.14

Victorian Marathon Championship

PLACE	MALE	TIME
1	Geleta Wondwosen	2:19.29
2	Rowan Walker	2:21.42
3	Scott Nicholas	2:25.55

PLACE	FEMALE	TIME
1	Kristen Wyatt	2:49.41
2	Kelly Jarrett	2:50.56
3	Tracey Austin	2:53.21

Bank of Melbourne Marathon - Teams

PLACE	CORPORATE MALE & MIXED TEAMS	TIME
1	Team Icarus	15:31:02
2	Team St Vincent's Hospital	15:51:16
3	Keilor St Bernard's Athletic Club	17:04:04

PLACE	UNIVERSITY MALE & MIXED TEAMS	TIME
1	TeamMONASH	17:07:54
2	The University of Melbourne	17:24:41

PLACE	SOCIAL MALE & MIXED TEAMS	TIME
1	Melbourne Midday Milers - Marathon	13:28:55
2	Sydney Striders	14:29:00
3	Crosbie Crew	14:45:04

PLACE	SOCIAL TEAMS - FEMALE	TIME
1	Crosbie Crew - Female	17:18:40
2	Knox Roadrunners Ladies	17:21:40



RACE HISTORY & STATS

Overall Largest Team

NAME	FINISHERS
Flight Centre Team	385

Largest Teams

EVENT	NAME	COMPETITORS
Bank of Melbourne Marathon	Spartans	47
Flight Centre Half Marathon	TeamMONASH	80
The Coffee Club 10k	Flight Centre Team	164

Oldest & Youngest Competitors

EVENT	NAME	AGE
Oldest Competitor - Bank of Melbourne Marathon	Anthony MARTIN	83
Youngest Competitor - Bank of Melbourne Marathon	William ARCHINAL	18

Previous Winners - Male

Year	Name	Country	Time
1978	Bill SCOTT	Australia	2:21:04
1979	Andrew LLOYD	Australia	2:26:44
1980	Andrew LLOYD	Australia	2:17:37
1981	Andrew LLOYD	Australia	2:19:03
1982	Bill RODGERS	USA	2:11:08
1983	Juma IKANGAA	Tanzania	2:13:15
1984	Juma IKANGAA	Tanzania	2:15:31
1985	Fred VANDERVENNET	Belgium	2:12:35
1986	Richard UMBERG	Switzerland	2:17:21
1987	Ric SAYRE	USA	2:14:16
1988	Tommy HUGHES	Ireland	2:18:14
1989	Takeshi SO	Japan	2:18:13
1990	Russell FOLEY	Australia	2:20:35
1991	Victor MUZGOVOI	Russia	2:17:02
1992	Slawomir GURNEY	Poland	2:16:04
1993	Jerry MODIGA	South Africa	2:15:07
1994	Manabu KAWAGOE	Japan	2:19:02
1995	Osamu MONOE	Japan	2:17:19
1996	Zerhun GIZAW	Ethiopia	2:22:40
1997	Grey LYONS	Australia	2:15:49
1998	Daniel RADEBE	South Africa	2:12:48
1999	Michael MCINTYRE	Australia	2:25:04
2000	Jamie HARRISON	Australia	2:25:53
2001	Todd INGRAHAM	Australia	2:23:58
2002	Phillip SLY	Australia	2:22:28
2003	Magnus MICHELSSON	Australia	2:14:00
2004	Magnus MICHELSSON	Australia	2:26:51
2005	Nick HARRISON	Australia	2:23:30
2006	Suzuki KAZUNARI	Japan	2:23:40
2007	Rowan WALKER	Australia	2:19:16
2008	Asnake FEKADU	Ethiopia	2:17:46
2009	Asnake FEKADU	Ethiopia	2:17:32
2010	Japhet KIPKORIR	Kenya	2:11:04

Previous Winners - Female

Year	Name	Country	Time
1978	Elizabeth HASELL	Australia	2:53:38
1979	Jane KURCHINS	Australia	3:12:35
1980	Rosemary LONGSTAFF	Australia	2:46:15
1981	Jackie TURNEY	Australia	2:42:12
1982	Sue KING	USA	2:37:57
1983	Rhonda MALLINDER	Australia	2:37:56
1984	Margaret REDAN	Australia	2:43:40
1985	Margaret REDAN	Australia	2:44:56
1986	Tani RUCKLE	Australia	2:36:06
1987	Jackie TURNEY	Australia	2:44:18
1988	Coral FARR	Australia	2:47:38
1989	Colleen STEPHENS	Australia	2:49:18
1990	Alevtina CHASOVA	Russia	2:39:00
1991	Irina PETROVA	Russia	2:39:57
1992	Alene PETERKOVA	Czech	2:33:02
1993	Dominique REMBERT	France	2:44:22
1994	Winnie NG	Hong Kong	2:47:37
1995	Lyn CLAYTON	Australia	2:38:50
1996	Sylvia ROSE	Australia	2:41:53
1997	Tracey NEWTON	Australia	2:48:32
1998	Sherryn RHODES	Australia	2:37:56
1999	Susan HOBSON	Australia	2:33:27
2000	Nellie MARMY-CONUS	Australia	2:49:22
2001	Samantha HUGHES	Australia	2:39:44
2002	Sherryn RHODES	Australia	2:47:08
2003	Loretta MCGRATH	Australia	2:49:01
2004	Bilinda SCHIPP	Australia	2:54:01
2005	Sherryn RHODES	Australia	2:50:35
2006	Karen NATOLI	Australia	2:53:10
2007	Hanny ALLSTON	Australia	2:40:34
2008	Mai TAGAMI	Japan	2:38:46
2009	Lisa FLINT	Australia	2:34:08
2010	Mulu SEBOKA SEIFU	Ethiopia	2:32:20

Top 10 Times - Male

Year	Name	Country	Time
2010	Japhet KIPKORIR	Kenya	2:11:04
1982	Bill Rodgers	USA	2:11:08
2011	Japhet KIPKORIR	Kenya	2:11:12
1984	Fred Vandervennet	Belgium	2:12:35
1998	Daniel Radebe	South Africa	2:12:48
1982	Grenville Wood	Australia	2:12:50
2011	Julis KARINGA	Kenya	2:13:17
1983	Juma Ikangaa	Tanzania	2:13:50
1982	Jeff Coole	Australia	2:13:57
2003	Magnus Michelsson	Australia	2:14:00

Top 10 Times - Female

Year	Name	Country	Time
2010	Mulu SEBOKA SEIFU	Ethiopia	2:32:20
1992	Alene PETERKOVA	Czech	2:33:02
1999	Susan HOBSON	Australia	2:33:27
2009	Lisa FLINT	Australia	2:34:08
2009	Satoko UETANI	Japan	2:34:54
2011	Irene MOGAKA	Kenya	2:35:12
1986	Tani RUCKLE	Australia	2:36:06
1983	Rhonda MALLINDER	Australia	2:37:56
1998	Sherryn RHODES	Australia	2:37:56
1982	Sue KING	USA	2:37:57



FROM ALL THE TEAM AT NINE NEWS

Congratulations to all participants in
The 2011 Bank of Melbourne Marathon



NIGHTLY AT 6.00

CONGRATULATIONS TO ALL COMPETITORS



**Herald Sun
Sunday**

The Sunday Herald Sun is proud to be a long running partner of the Bank of Melbourne Marathon Festival. Congratulations to all competitors on completing the 2011 event. We look forward to seeing you again next year!

TITLE SPONSOR



PRESENTING SPONSORS



PREMIUM SPONSORS



SUPPORT SPONSORS

